

- Integrated positioning unit
- High performance brushless motor
- RS232 service interface for easy setup
- Real absolute multi turn encoder
- Integrated motor brake for enhanced halt functions
- Additional jog +/- buttons for easy calibration



RD12A

ENVIRONMENTAL SPECIFICATIONS

Operating temperature range:	0°C +60°C (32°F +140°F)
Storage temperature range:	-20°C +80°C (-4°F +176°F) (98% R.H. without condensation)
Protection:	IP54

MECHANICAL SPECIFICATIONS

Dimensions:	see drawing
Shaft hollow:	Ø 14 mm
Shaft loading (axial and radial):	100 N, 200 N
Positioning accuracy:	± 0,9°
Electrical connections:	M12 connectors
Duty cycle:	20% ED
Torque and shaft rotational speed:	5 Nm @ 60 rpm (T48) 2,5 Nm @ 120 rpm (T24) 1,2 Nm @ 240 rpm (T12)
Starting torque:	T48: 12 Nm T24: 6 Nm T12: 3 Nm
Hold force with activated brake:	T48: 17 Nm T24: 8,5 Nm T12: 4,2 Nm
Weight:	~ 2,1 kg (74,1 oz)

ELECTRICAL SPECIFICATIONS

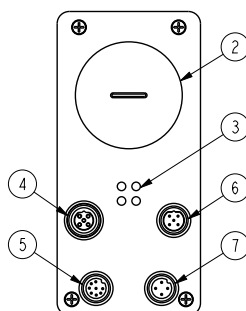
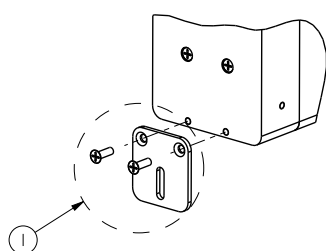
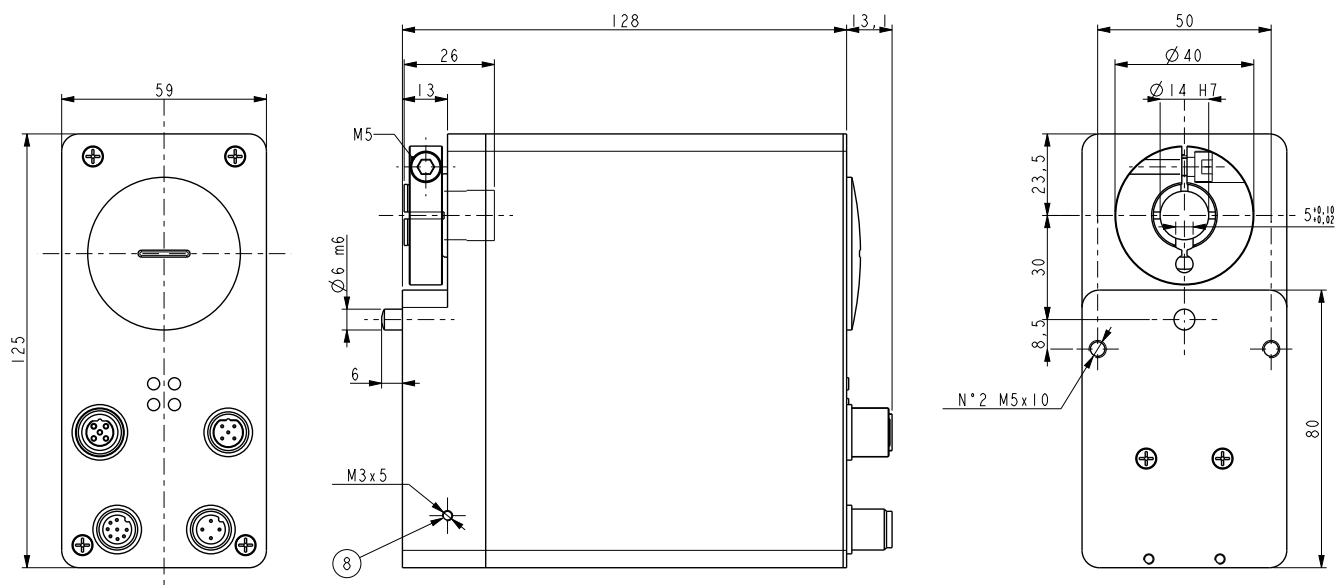
Resolution:	1024 inf./rev. x 1024 rev.
Power supply:	+24Vdc ± 10%
Power (motor):	31 W
Service interface:	RS232 (except Modbus RTU RS485)
Bus Interface:	Profibus-DP, CANopen, Modbus RTU (RS485)
Inputs:	3 x 24V
Output:	1 x o.c @ 100 mA

MATERIALS

Flange:	non corroding, UNI EN AW-6082
Housing:	non corroding, UNI EN AW-6082
Bearings:	ABEC 5
Shaft:	stainless steel non-magnetic, UNI EN 1.4305
Motor:	high performance brushless motor
Brake:	electromagnetic brake

ACCESSORIES

CC-RD-PB:	Profibus mating connectors
EC-M12MP-LK-PB-5:	PB cordset M12 male conn., 5 m cable
EC-M12FP-LK-PB-5:	PB cordset M12 female conn., 5 m cable
EC-M12FC-S37-P3-5:	Cordset M12 power supply, 5 m cable
CC-RD-CB/MB:	CANopen/Modbus mating connectors
EC-M12MC-LK-CB-5:	CB/MB cordset M12 male conn., 5 m cable
EC-M12FC-LK-CB-5:	CB/MB cordset M12 female conn., 5 m cable
E-M12F8:	M12 8 pin conn. for RS232 Et I/O's
E-M12FC:	M12 conn. for power supply
EXC-M12F8-LK-0,5-D9F-S51:	Connection cable RDxx to RS232 (PC)
EXC-USB4-S54-GN-2-M12MC-S54:	Connection cable RDxx Modbus to USB/PC



- 1 Fixing plate
- 2 Dip switch Jog +/- button access
- 3 Diagnostic leds
- 4 M12 5 pin connector BUS OUT
- 5 M12 8 pin plug, Service interface, I/Os
- 6 M12 5 pin plug BUS IN
- 7 M12 4 pin plug power supply
- 8 GND connection

RD12A

Order code

RD12A	-	X Ⓐ	-	XXX Ⓑ	-	XX Ⓒ	-	XX Ⓓ	-	X Ⓔ
-------	---	--------	---	----------	---	---------	---	---------	---	--------

Ⓐ POWER SUPPLY

P8 = 24Vdc ± 10%

Ⓑ TORQUE/SHAFT ROTATIONAL SPEED

T48 = 5 Nm @ 60 rpm
 T24 = 2,5 Nm @ 120 rpm
 T12 = 1,2 Nm @ 240 rpm

Ⓒ INTERFACE

CB = CANopen (DS301)
 PB = Profibus-DP
 MB = Modbus RTU (RS485)

Ⓓ ENCODER

E2 = Absolute, 1024 inf./rev. x 1024 rev.

Ⓔ CONNECTIONS

M = M12 connectors