

Structure

• Set Screw type

MOL Outside diameter $\phi 16 - \phi 32 \rightarrow$ P.189

Hex Socket Set Screw



MOL Outside diameter $\phi 40 - \phi 63$



MOS \rightarrow P.191



• Clamping type

MOL-C Outside diameter $\phi 16 - \phi 32 \rightarrow$ P.189


Spacer Hub



MOL-C Outside diameter $\phi 40 - \phi 63$



MOS-C \rightarrow P.191



• Applicable motors

	MOL	MOS
Servomotor	–	–
Stepping Motor	○	○
General-purpose motor	◎	◎

◎: Excellent ○: Very good

• Property

	MOL	MOS
Allowable Misalignment	◎	◎
Electrical insulation	◎	◎
Allowable operating temperature	-20°C to 80°C	-20°C to 80°C

◎: Excellent ○: Very good

- This is an oldham-type flexible coupling.
- Slippage of hubs and a spacer allows large eccentricity and angular misalignment to be accepted.
- The load on the shaft generated by misalignment is small and the burden on the shaft is reduced.
- It has electrical insulation.
- Standard type **MOL** and short type **MOS** are available.

• Application

Parts feeder/Transport device

• Material/Finish

RoHS2 Compliant

	MOL / MOL-C / MOS / MOS-C
Hub	A2017 Alumite Treatment
Spacer	Polyacetal
Hex Socket Set Screw	SCM435 Ferrosferric oxide film
Hex Socket Head Cap Screw	SCM435 Ferrosferric oxide film

• Related Products

Oldham-type coupling with high torque specification **MOR** is available.

\rightarrow P.161



Oldham-type couplings **MOM** with metal spacers are available.

\rightarrow P.173



• Part number specification

MOL-20C-6-8

Product Code Size Bore Diameter

Please refer to dimensional table for part number specification.

Additional Keyway at Shaft Hole \rightarrow P.803

Available / Add'l charge

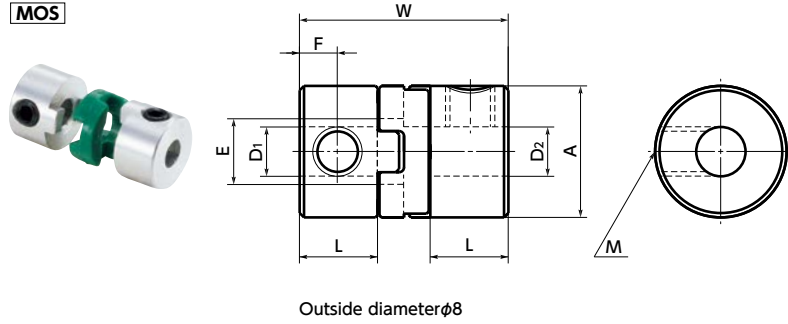
Cleanroom Wash & Packaging \rightarrow P.807

Available / Add'l charge

Change to Stainless Steel Screw \rightarrow P.805

Available / Add'l charge

MOS



Outside diameter $\phi 8$

Dimensions

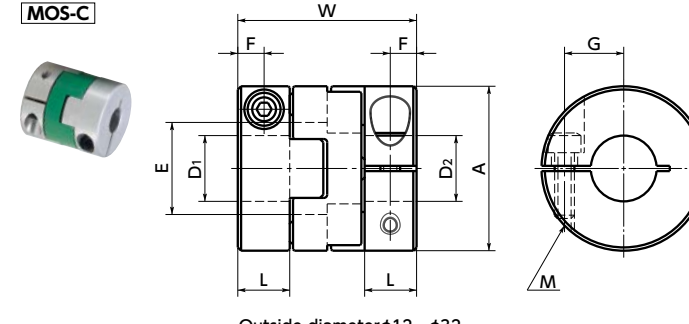
Unit : mm

Part Number	A	L	W	E	F	G	M	Screw Tightening Torque (N·m)
MOS-8	8	4.8	12.7	4	2.3		M3	0.7
MOS-12C	12	5	14.9	6	2.5	4	M2	0.5
MOS-16C	16	7	21	8	3.5	5	M2.5	1
MOS-20C	20	7	22.1	10	3.5	6.5	M2.5	1
MOS-25C	25	8	27.2	14	4	9	M3	1.5
MOS-32C	32	10	33.3	18	5	11	M4	2.5

Part Number	Standard Bore Diameter D1 · D2														
	1	2	2.5	3	4	5	6	6.35	7	8	10	11	12	14	
MOS-8	●	●	●	●											
MOS-12C				●	●	●									
MOS-16C				●	●	●	●								
MOS-20C						●	●	●	●						
MOS-25C								●	●	●	●				
MOS-32C										●	●	●	●	●	

- All products are provided with hex socket set screw (MOS-8) or hex socket head cap screw (MOS-C)
- The dimensional allowance for bore diameter of MOS-8 is H8.
- Recommended dimensional allowances of applicable shaft diameter are h6 and h7.
- In case of mounting on D-cut shaft, be careful about the position of the D-cut surface of the shaft. → P.258

MOS-C



Outside diameter $\phi 12 - \phi 32$

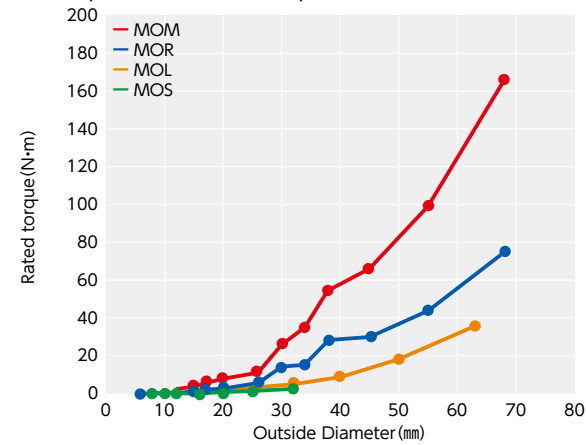
Performance

Part Number	Max. Bore Diameter (mm)	Rated*1 torque (N·m)	Max.*1 torque (N·m)	Max. Rotational Frequency (min ⁻¹)	Moment*2 of Inertia (kg·m ²)	Static Torsional Stiffness (N·m/rad)	Max. Lateral Misalignment (mm)	Max. Angular Misalignment (°)	Mass*2 (g)
MOS-8	3	0.08	0.16	78000	1.2 × 10 ⁻⁸	2	0.5	2	2
MOS-12C	5	0.2	0.4	52000	7.1 × 10 ⁻⁸	9	0.6	2	3
MOS-16C	6	0.4	0.8	39000	3.0 × 10 ⁻⁷	30	1	2	8
MOS-20C	8	0.7	1.4	31000	7.4 × 10 ⁻⁷	47	1.3	2	13
MOS-25C	10	1.2	2.4	25000	2.2 × 10 ⁻⁶	85	1.5	2	24
MOS-32C	14	2.8	5.6	19000	7.3 × 10 ⁻⁶	190	2	2	48

*1: Values with no load fluctuation and rotation in a single direction. If there is large load fluctuation, or both normal and reverse rotation, select a size with some margin. If ambient temperature exceeds 30°C, be sure to correct the rated torque and max. torque with temperature correction factor shown in the following table. The allowable operating temperature of MOS/MOS-C is -20°C to 80°C.

*2: These are values with max. bore diameter.

● Comparison of rated torque



● Ambient Temperature / Temperature Correction Factor

Ambient temperature	Temperature correction factor
-20°C to 30°C	1.00
30°C to 40°C	0.80
40°C to 60°C	0.70
60°C to 80°C	0.55

● Part number specification

MOS-20C-6.35-8 1 set

MOS - 40 - SPCR Single Spacer
 Product Code Outside Diameter Single Spacer
 (A Dimension)